



THE IDEAL VENUE FOR ALL KINDS / VERSATILE EVENT HUB IN THE HEART OF WAN CHAI

Located in the heart of Wan Chai, the brand new Hopewell Hotel puts you in the centre of it all.

Whether you are planning an intimate family gathering or a major conference, our column-free and flexible event spaces offer you a wide choice of size, configuration and views of the Victoria Harbour, the hills and the bustling Wan Chai district.

Our dedicated event specialists will assist you to make your vision a reality, complete with custom menus by our talented culinary team.



1,000 Guestrooms

Wide range of room types to
vbest suit your needs



+6,500m²

Function space, all column-free



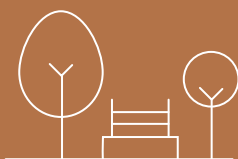
+30,000m²

Shopping mall with wide varieties of shops
and restaurants under the same complex



+400

Parking space and valet parking service with
designated guest drop-off and pick-up areas



+6,000m²

Greenery park next to hotel



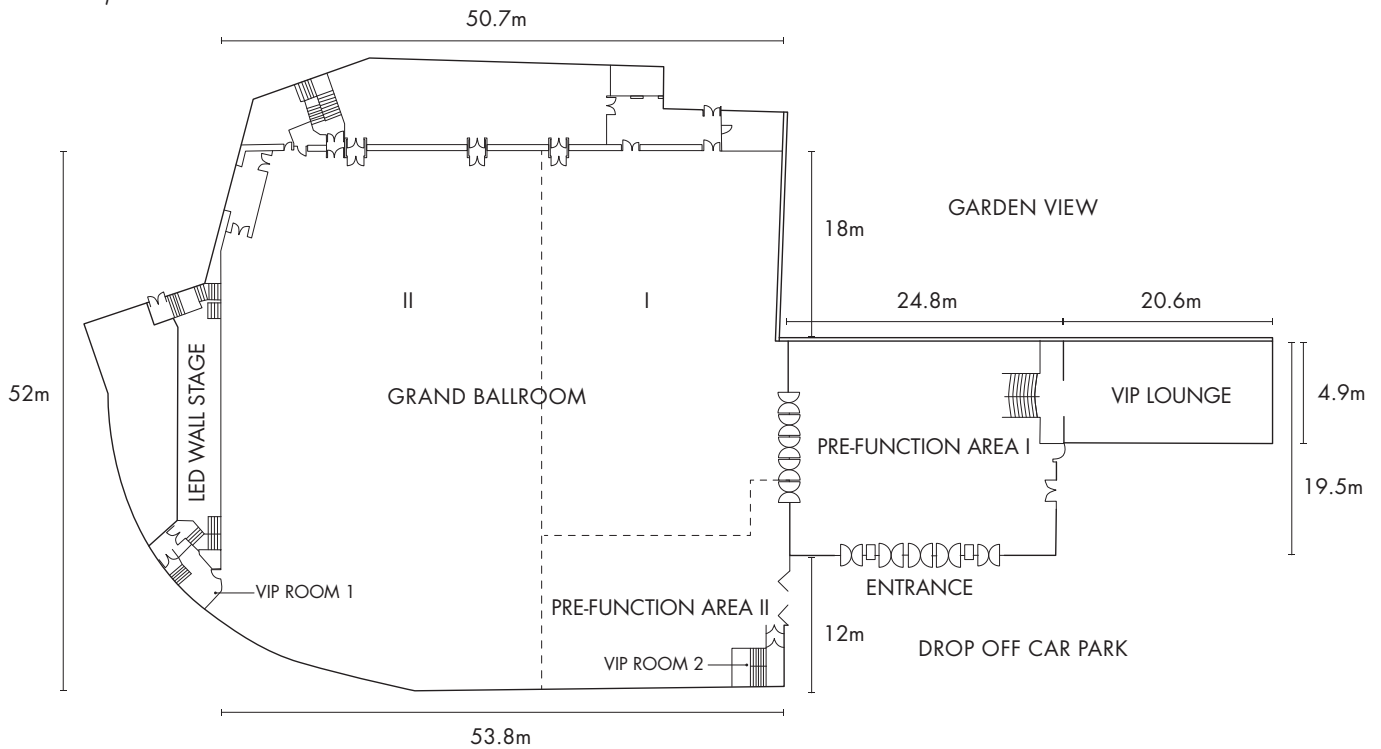
Designated MTR Exit

Wan Chai MTR Station

GRAND BALLROOM

– L16

- Can accommodate 1,800 guests for large-scale event and conference
- Column-free function space with 8-metre high ceiling
- Spacious and versatile, can be divided into 2 halls for all kinds of events
- Allows direct car and truck drive-in
- Built-in stage and LED wall
- Spacious Pre-function area and VIP Lounge (with exclusive restroom facilities)



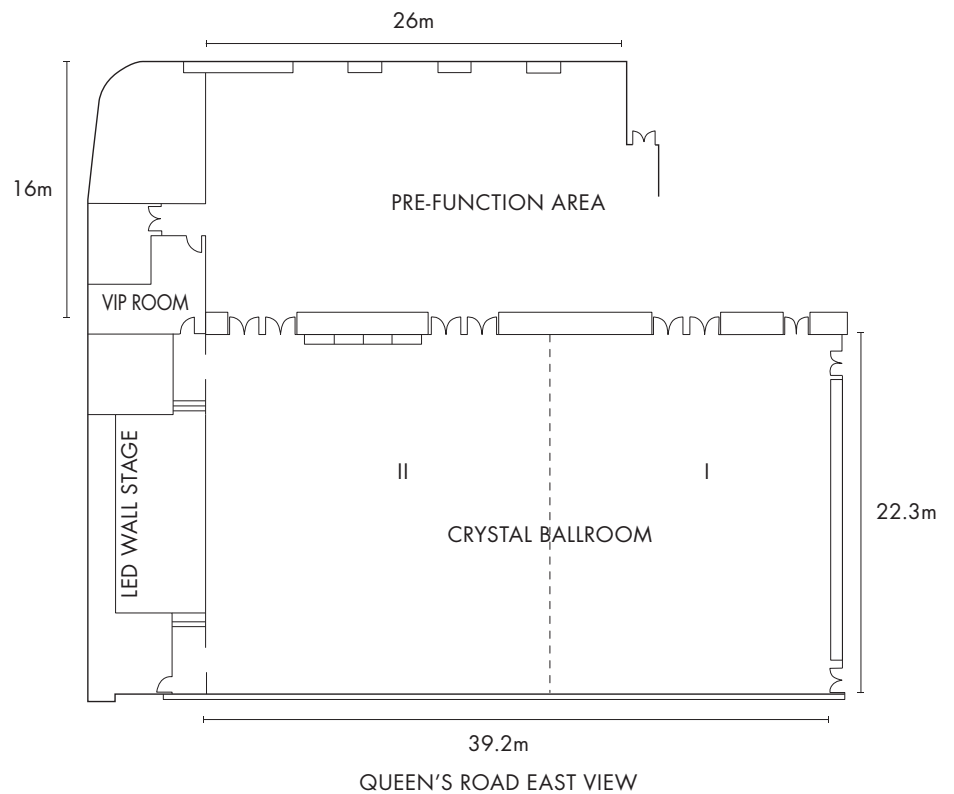
Venue	Ceiling Height (m)	Floor Area		Dimensions (m)	Theatre (person)	Banquet	
		(sq.m.)	(sq.ft.)			(person)	(table)
Grand Ballroom (I + II + Prefunction Area II)	8	2,577	27,739	50.7 x 52	1,800	1,584	132
Pre-function Area I	3.9	479	5,156	24.8 x 19.5	-	-	-
Pre-function Area II	8	323	3,477	21.8 x 15	-	-	-
Grand Ballroom I	8	773	8,321	34.5 x 21.8	500	408	34
Grand Ballroom II	8	1,536	16,534	50 x 30	1,300	852	71
VIP Lounge	-	-	-	-	-	-	-

All information and renderings are provided for reference only, and subject to change.

CRYSTAL BALLROOM

– L19

- Can accommodate 750 guests for major events and conferences
- Column-free function space with expansive pre-function area
- Unique decoration with huge glass windows, allowing the venue to receive soft and natural light
- Spacious and versatile, can be divided into 2 halls for different scales of events
- Equipped with French crystal chandeliers, built-in stage and LED stawall



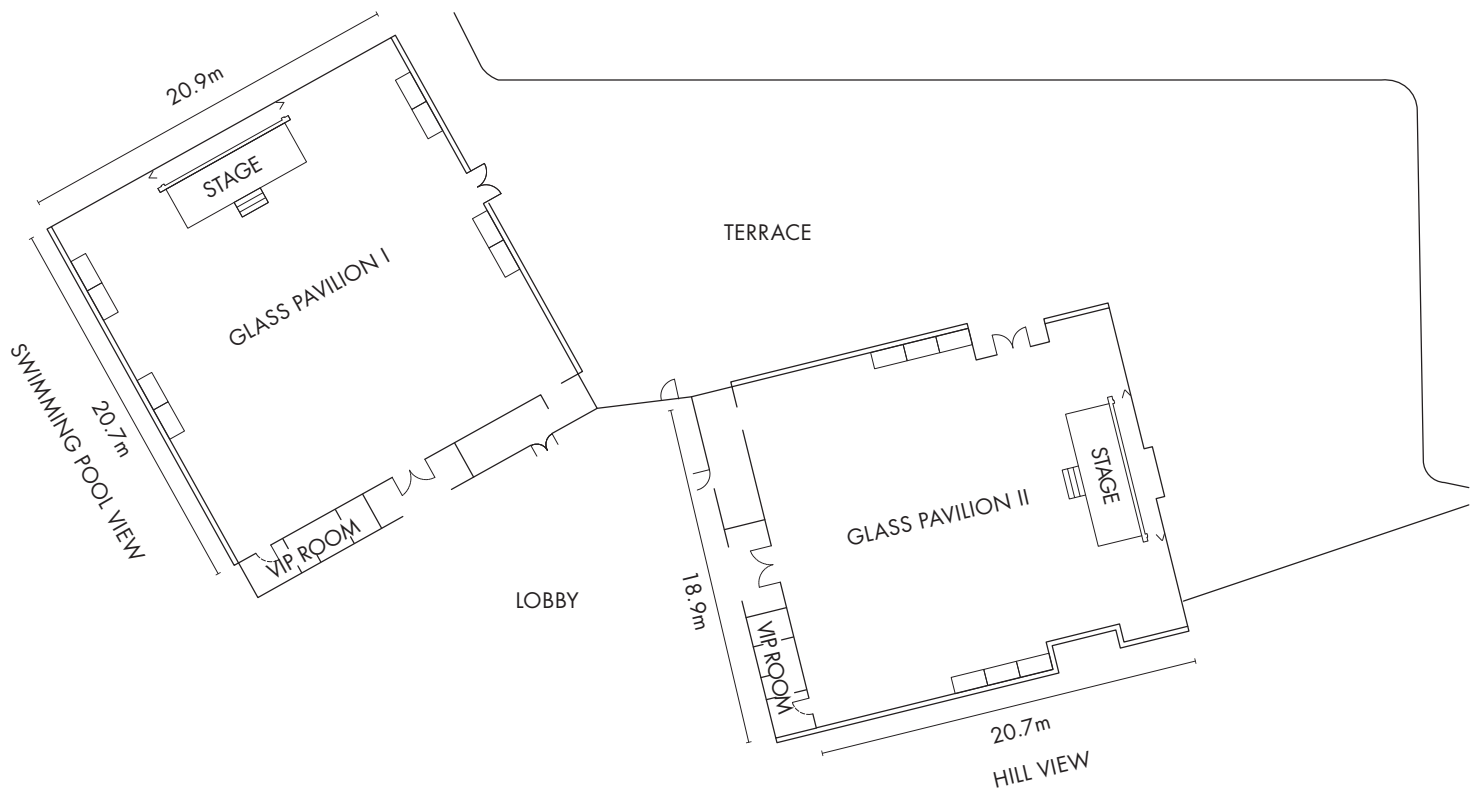
Venue	Ceiling Height (m)	Floor Area		Dimensions (m)	Theatre (person)	Banquet	
		(sq.m.)	(sq.ft.)			(person)	(table)
Crystal Ballroom	6.4	959	10,323	39.2 x 22.3	750	696	58
Crystal Ballroom I	6.4	344	3,703	16 x 22.3	300	240	20
Crystal Ballroom II	6.4	532	5,726	22.3 x 22.3	450	408	34
Pre-function Area	6.4	473	5,151	-	-	-	-

GLASS PAVILION

I & II – L21

The theme design of the Glass Pavilion is “nature”. The glass walls of the venue not only bring in natural light but also integrate the outdoor terrace with the interior and venue.

The enchanting view of the outdoor terrace outside the Glass Pavilion complements the dazzling chandeliers seamlessly, and makes it the most delighted and unique venue for all kinds of events, including wedding ceremony and cocktail.



Venue	Ceiling Height (m)	Floor Area		Dimensions (m)	Theatre (person)	Banquet	
		(sq.m.)	(sq.ft.)			(person)	(table)
Glass Pavilion I	3.4	465	5,005	20.9 x 20.7	309	216	18
Glass Pavilion II	3.4	405	4,359	18.9 x 20.7	239	192	16
Terrace	-	917	9,871	-	-	-	-

All information and renderings are provided for reference only, and subject to change.

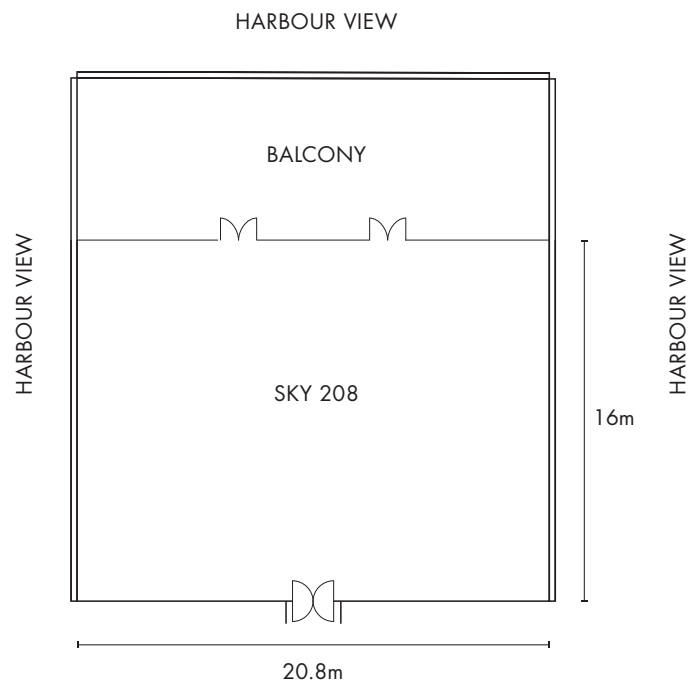
SKY 208 – L58

In order to match the dream of "You", Hopewell Hotel Wanchai provides "You" with different event venues, so that "You" can give full play to your personal taste and style, and feel fashionable and full of style!

Guests or event planners can choose to hold your/clients' events at Sky 208 on the highest floor of the hotel where you can enjoy the most breath-taking view of Victoria Harbour.

Located on the 58th floor, the design of Sky 208 is based on British elegance and beauty, guests can overlook a completely unobstructed 180-degree view of the Victoria Harbour and the green mountain scenery. This unique venue can accommodate up to 140 persons banquet.

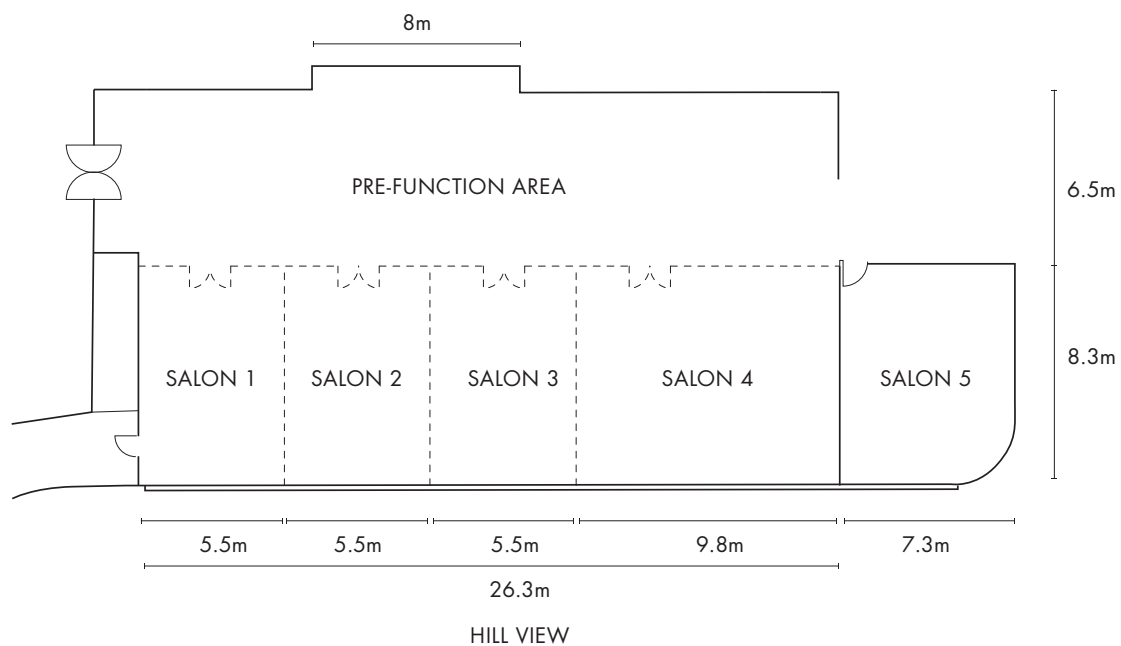
Regardless of day or night, Sky 208, with its unique decoration and beautiful scenery, will definitely give you and your guests a "Wow!" and memorable moments that will be remembered in their hearts.



Venue	Ceiling Height (m)	Floor Area		Dimensions (m)	Theatre (person)	Banquet	
		(sq.m.)	(sq.ft.)			(person)	(table)
SKY 208	4.5	340	3,660	20.8 x 16	140	144	12

SALONS – L20

Salons is an exclusive area consisting of 5 small function rooms (Salon 1-5) with flexible configurations and a designated pre-function area; the event spaces are all column-free with natural daylight, providing the most flexibility and versatility to event organisers.



Venue	Ceiling Height (m)	Floor Area (sq.m.) (sq.ft.)		Dimensions (m)	Theatre (person)	Classroom (person)
Salon 1	3.1	46	495	5.5 x 8.3	45	18
Salon 2	3.1	46	495	5.5 x 8.3	45	18
Salon 3	3.1	46	495	5.5 x 8.3	45	18
Salon 4	3.1	81	872	9.8 x 8.3	75	36
Salon 5	3.1	61	657	7.3 x 8.3	52	26
Salons 1-4 (Combined)	3.1	219	2,357	-	210	106
Pre-function Area	3.1	171	1,840	-	-	-

All information and renderings are provided for reference only, and subject to change.

CAPACITY CHART

Level	Venue	Ceiling Height (m)	Floor Area (sq.m.) (sq.ft.)		Dimensions (m)	Theatre (person)	Banquet (person)	Banquet (table)
16	Grand Ballroom (I + II + Prefunction Area II)	8	2,577	27,739	50.7 x 52	1,800	1,584	132
	Pre-function Area I	3.9	479	5,156	24.8 x 19.5	-	-	-
	Pre-function Area II	8	323	3,477	21.8 x 15	-	-	-
	Grand Ballroom I	8	773	8,321	34.5 x 21.8	500	408	34
	Grand Ballroom II	8	1,536	16,534	50 x 30	1,300	852	71
19	Crystal Ballroom	6.4	959	10,323	39.2 x 22.3	750	696	58
	Crystal Ballroom I	6.4	344	3,703	16 x 22.3	300	240	20
	Crystal Ballroom II	6.4	532	5,726	22.3 x 22.3	450	408	34
	Pre-function Area	6.4	473	5,151	-	-	-	-
20	Salon 1	3.1	46	495	5.5 x 8.3	45	-	-
	Salon 2	3.1	46	495	5.5 x 8.3	45	-	-
	Salon 3	3.1	46	495	5.5 x 8.3	45	-	-
	Salon 4	3.1	81	872	9.8 x 8.3	75	-	-
	Salon 5	3.1	61	657	7.3 x 8.3	52	-	-
	Salons 1-4 (Combined)	3.1	219	2,357	-	210	-	-
	Pre-function Area	3.1	171	1,840	-	-	-	-
21	Glass Pavilion I	3.4	465	5,005	20.9 x 20.7	309	216	18
	Glass Pavilion II	3.4	405	4,359	18.9 x 20.7	239	192	16
	Terrace	-	917	9,871	-	-	-	-
58	SKY 208	4.5	340	3,660	20.8 x 16	140	144	12

*All information and renderings are provided for reference only, and subject to change.

LOCATION



HOPEWELL HOTEL

15 KENNEDY ROAD, WAN CHAI, HONG KONG

+852 2620 3688 CATERING@HOPEWELLHOTEL.COM HOPEWELLHOTEL.COM